



Learning Curve  
Education Service Workshops

Key Stage 2

# Tudor imagery and Henry VIII

## VIII



### Contents

Teachers notes	2
Document 1: ref E36/228	4
Account of stuffs for the tourney (joust)	
Resource 2:	6
Individual word cards describing the images used to decorate Henry VIII's jousting horse	
Resource 3:	16
A transcript of the words for the teacher to use, with clues for helping the children work them out	
Resource 4:	17
An outline drawing of a jousting horse for pupils to use to decorate with their own choice of image as a follow up activity	

# Teacher's notes

## Aims of the workshop

This workshop aims to develop pupils' knowledge and understanding of the character of Henry VIII and how he used imagery to create an impression about himself. Pupils will also develop their skills at using original evidence by studying different types of documents from the Tudor period and learning how they were made. They will learn how to interpret information from documents, including portraits, and how to read original Tudor handwriting.

## Documents

- **Document 1: ref E36/228**  
Account of stuffs for the tourney (joust)
- **Resource 2:**  
Individual word cards describing the images used to decorate Henry VIII's jousting horse
- **Resource 3:**  
A transcript of the words for the teacher to use, with clues for helping the children work them out
- **Resource 4:**  
An outline drawing of a jousting horse for pupils to use to decorate with their own choice of image as a follow up activity

## Activity

Pupils can work in small groups on the activity depending on how many pupils you have in your class. Give each group one of the word cards (there are 10 cards in total). Each card has a word on it, copied from the original Tudor document, describing one of the images embroidered on to the caparison (cloak) that Henry VIII's jousting horse wore.

Get each group to try and work out what their word says by reading the original Tudor writing. To help them out, remind them that Tudors often spelt the letter 's' as 'f'. They can also try working out what letters they can recognise, then seeing if they can fill in the gaps, a bit like a crossword. Another tip is to try saying what they see out loud - remember Tudors didn't have set ways of spelling things, and they often just spelt a word as it sounded to them, so this can really help! To help you, there is a transcript of all the words, together with a clue you can use to help the pupils if they get really stuck.

When all the pupils have worked out what their word says, discuss with them why they think Henry VIII chose this particular image to go on his jousting horse - what is it meant to tell us about him as a person?

## The workshop

This will begin with a close look at a selection of original documents relating to Henry VIII. These include an illuminated document with a portrait of Henry on it, a document signed in Henry's own hand, an inventory of his jewel house and the original document describing the decorations used on the jousting horse that you looked at for the activity.

The education officer leading the workshop will discuss each document in turn with the pupils, asking for their ideas about:

- What the documents are made of
- How they were written
- What information they contain about Henry VIII
- How useful and reliable they are as evidence about what he was like as king

The education officer will then explain about the sport of jousting, which was a great favourite of Henry VIII. Behind the education officer, you will see on the screen our replica jousting horse, Ned, wearing a caparison that needs some images added on to it. The education officer will ask each group to say what they thought their Tudor word card said. As each image is identified it will be added to Ned's caparison by the education officer, who will then ask the pupils to explain what they think the image meant in Tudor times and why Henry chose it, clarifying and explaining where necessary.

To conclude, the education officer will recap what the pupils have learnt about imagery, how it is used to create an idea about what someone is like, and how true they think the images on the jousting horse were for Henry's character given what they already know about him.

## Objectives and outcomes

- Pupils taking part in this workshop will learn:
- To ask and answer questions using a portrait as a source
- To identify features and characteristics from portraits
- About the appearance and character of Henry VIII
- What information can be gathered about Henry VIII from portraits and written sources
- To identify characteristics of Henry VIII from written sources
- About the power and importance of a Tudor King

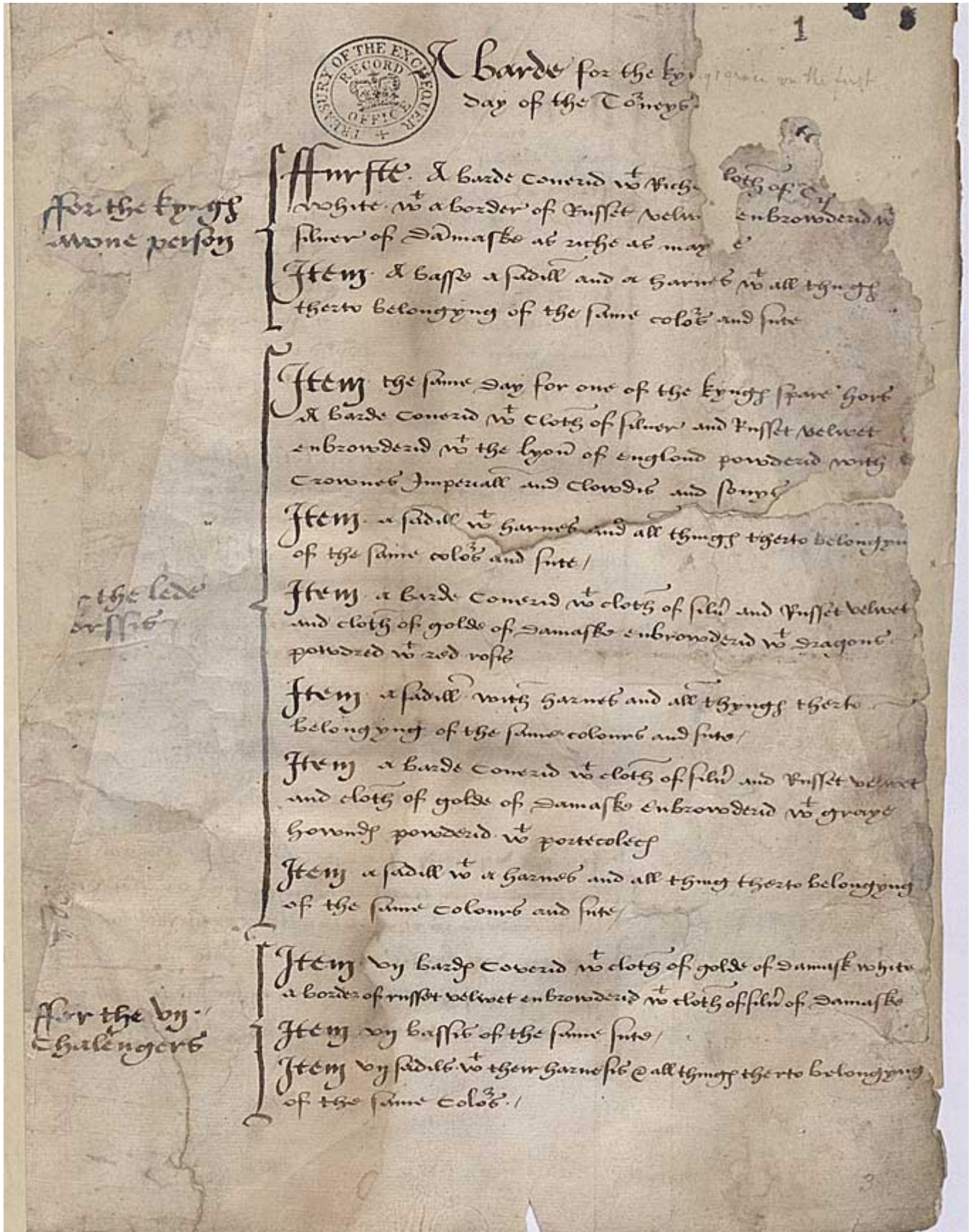
## QCA scheme of work link

- History at key stages 1 and 2  
Unit 7, section 2: What was Henry VIII like as a person?  
[www.standards.dfes.gov.uk/schemes2/history/his7/07q2?view=get](http://www.standards.dfes.gov.uk/schemes2/history/his7/07q2?view=get)
- Section 3: What did Henry VIII do all day?  
[www.standards.dfes.gov.uk/schemes2/history/his7/07q2?view=get](http://www.standards.dfes.gov.uk/schemes2/history/his7/07q2?view=get)

## Useful links

- The Learning Curve website:  
[www.learningcurve.gov.uk](http://www.learningcurve.gov.uk)
- The Tudors  
<http://www.tudorbritain.org>
- Henry VIII: Court rules  
<http://www.learningcurve.gov.uk/snapshots/snapshot23/snapshot23.htm>
- To book a workshop  
[www.nationalarchives.gov.uk/contact/form/educationserviceform.asp?id=7&action=1](http://www.nationalarchives.gov.uk/contact/form/educationserviceform.asp?id=7&action=1)
- To find out more about onsite workshops  
[www.nationalarchives.gov.uk/educationservice/](http://www.nationalarchives.gov.uk/educationservice/)
- Tudor Joust game  
<http://www.tudorbritain.org/joust/index.asp>

# Document 1: Account of stuffs for the tourney (joust), ref: E36/228



A barde for tye kyngs grace of tye  
thridde suite/

ffor the kyngs  
grace pson

ffirste. a bard of clots of silu embro derid w a tree  
damaske golde flate w a border. Russel velvet w  
cutte of goldsmith works/

Item. a basse. a sadill and a harness w all tye  
tyerto belonging of tye same colour and suite/

Item a bard covered w clots of silu and Russel velvet  
embrowderid & powderid w castels p pomegranats and  
greate Rose crowned/

Item. a sadill and harness. w all thyngs tyerto belonging  
of the same colour and suite/

ffor the lede  
of horsis

Item a bard covered w clots of siluer and Russel  
velvet embrowderid w a hand coming oute of a cloud  
holdyng a branche of rose & pomegranat. powderid  
w. h. and f.

Item a sadill and harness w all thyngs tyerto belonging  
of tye same colour and suite/

Item. a bard covered w clots of silu and Russel velvet  
embrowderid w tene lombes & hartes w a grette h. & a k.

Item a sadill and harness w all thyngs tyerto belonging  
of tye same colour and suite/

ffor the by  
Chalengers

Item. by bardie of clots of siluer of venys embrowderid  
with a like tree as tye kyngs is of Comp. worke of clots  
of golde of venys. w a border of Russel velvet w a cut  
of clots of golde of damaske on hit/


Item. by basse of tye same suite/

Item. by sadill w then harnessie and all thyngs  
tyerto belonging of tye same colob

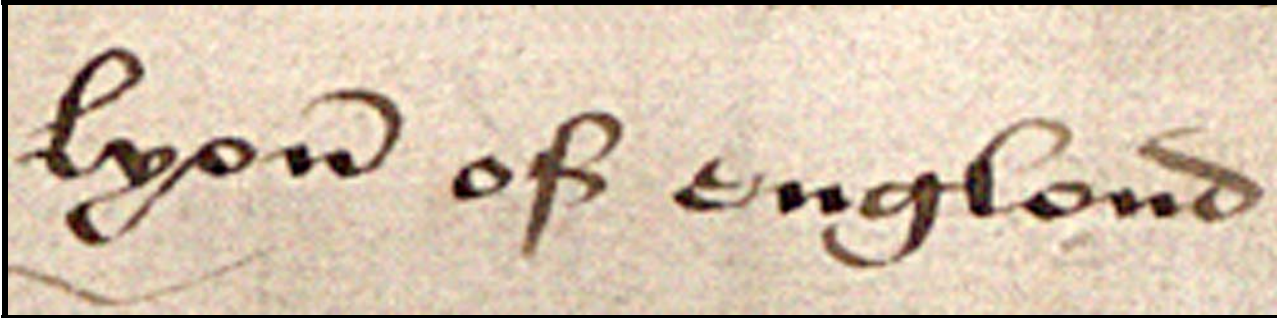


## Resource 2: Individual word cards describing the images used to decorate Henry VIII's jousting horse

1

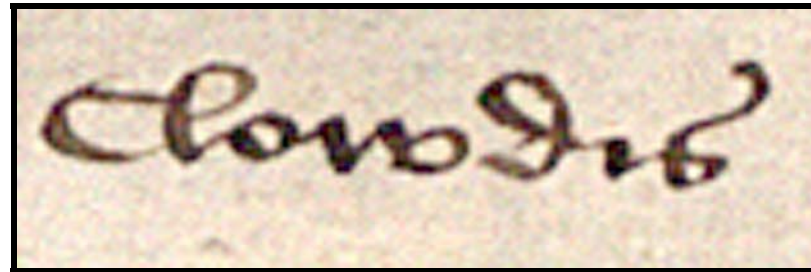


## 2




Lyon of england


# 3



# 4




# 5

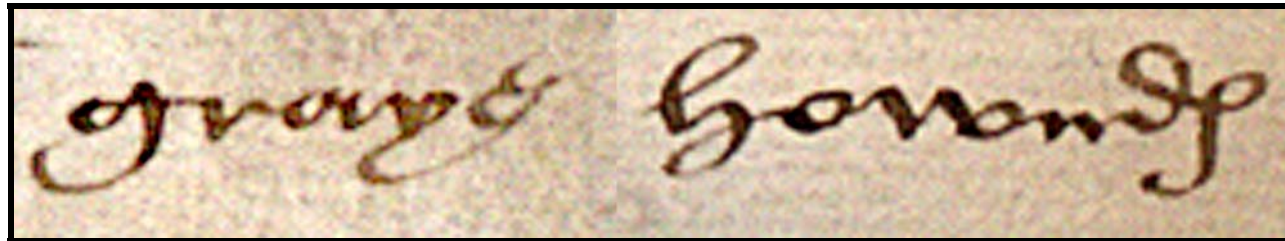


pomegranat


# 6




7



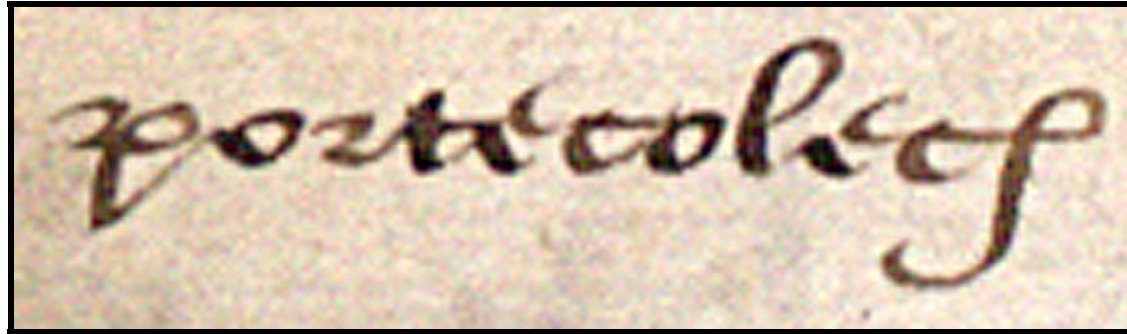
# 8



# 9



# 10



## Resource 3:

# A transcript of the words for the teacher to use, with clues for helping the children work them out

Card No.	Tudor Word	Modern English Spelling	Clue!	Meaning
1	Crownes Imperiall	Crown Imperial	What a king wears on his head	Symbol of Royal Authority
2	Lyon of England	Lion of England	The royal symbol of England. You can see three of them on the England football team's shirts!	This is Lion Passant, symbol of deathless courage. Also the Royal Symbol of England
3	Clowdis	Clouds	These give us rain from the sky	Symbol of Divine Authority, showing God's approval of Henry's rule
4	Sonye	Sun	Shines in the sky and gives us light and life	Symbol of glory and splendour – how wealthy, powerful and glorious Henry was
5	Pomegranates	Pomegranate	A delicious sweet fruit that comes from Spain	Symbol of Katherine of Aragon – the pomegranate is a fruit that comes from Spain, as she did!
6	Greate Rosis	Great Roses	A flower with sharp thorns. This one is a mix of two colours	The Tudor Rose – the symbol used by Henry VII to show he had brought peace to England by ending the Wars of the Roses, and used by Henry VIII to show he would continue that peace
7	Grayehowndes	Greyhounds	A dog that can run that can run very fast	Symbol of courage, vigilancy and loyal fidelity – think of dog as man's best friend!
8	Dragones	Dragons	A very fierce animal that breathes fire	The dragon was supposed to guard treasure and this shows Henry will protect and guard England's wealth
9	Caftles	Castles	A big strong safe place where a king might live	Symbol of grandeur and solidity
10	Portecoleces	Portcullis	A big gate with sharp spikes to keep your enemies out!	Symbolises protection in emergency. This shows that Henry is ready to protect the country from any dangers, such as invading armies

## Resource 4:

# An outline drawing of a jousting horse for pupils to use to decorate with their own choice of image as a follow up activity

The image I have used on my jousting horse is a

---

---

---

---

---

---

---

I have chosen this image because

---

---

---

---

---

---

---

